



J. Huete

Poligono Industrial Oeste • C/ Ecuador, Parc. 4/10 • Telf.: (+34) 968 807 368 • Fax: (+34) 968 807 533 • 30820 Alcantarilla • MURCIA • (España) • info@jhuete.com • www.jhuete.com

JHEA-V-960 MODEL



AGRONOMICAL CHARACTERISTICS

The **JHEA-V-960** model has been designed for floriculture and nurseries.

FLORICULTURE



NURSERY



CULTURES



TECHNICAL CHARACTERISTICS

D I M E N S I O N S

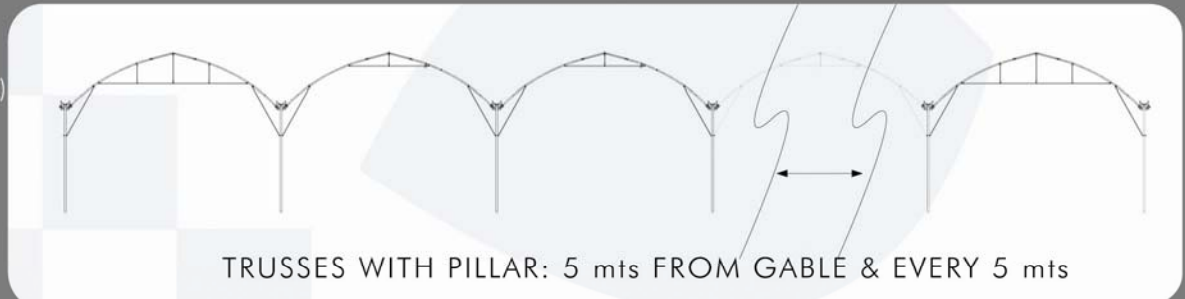
- Greenhouse width: Standard bay 9,6m wide.
- Greenhouse length: According to inside pillars.
- Space between lateral pillars: 2,5 m
- Space between inside pillars: 5 m
- Gutter height (metre): 4,00 - 4,50 m
- Ridge height (max. height in metres): 6,55 - 7,05 m

D I M E N S I O N S

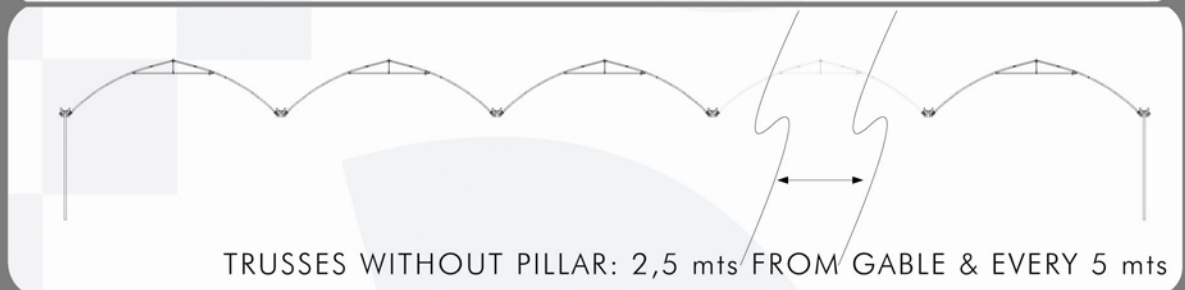


T R U S S E S A R R A N G E M E N T

TRUSSES WITH PILLAR:
(5 mts. from gable & every 5 mts.)



TRUSSES WITHOUT PILLAR:
(2,5 mts. from gable & every 5 mts.)



VENTILATION SYSTEM



ROLL VENT
1 m - 4 m



GUILLOTINE
1 m - 1,45m

LATERAL

SUPERZENITH
2 m




BATTERFLY
2 + 2 m




SUPERZENITH

PROFILES



PROFILE H :

- Plastic fixing
- Thickness: 1,5 mm
- Galvanized: Z-275



PROFILE C:

- Plastic fixing.
- Thickness: 1,5 mm
- Galvanized: Z-275




CAPITAL :

- Post-arch join.
- Gutter and condensatin gutter support.
- Thickness: 2 mm
- Galvanized: Z-275



GUTTER:

- Development 458 mm.
- Thickness: 2mm.
- N° of fold: 13.
- Galvanized : Z-450



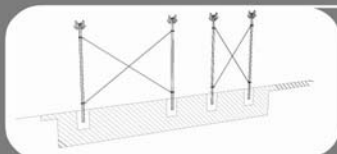
TRANSVERSAL REINFORCEMENT



CAPITAL REINFORCEMENT:

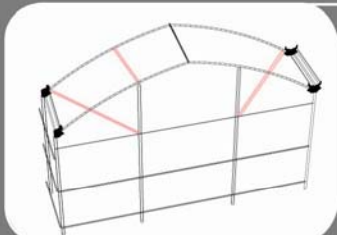
- Laterals:
- Every 5mts.
 - Tube Ø 32 x 1,5mm
- Centrals:
- Every 5mts.
 - Tubo Ø 32 x 1,5mm

LONGITUDE REINFORCEMENT



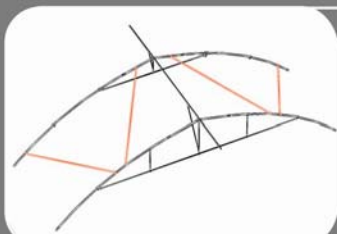
ST. ANDREW MIDDLE CROSS REINFORCEMENT:

- Inside: 5m.
- Outside: 2,5m.



GABLE REINFORCEMENT:

- 3 Profiles per chapel & gable.
- Tube Ø 45 x 1,5mm

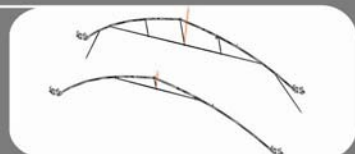


TRUSSES REINFORCEMENT:

- 4 Profiles & every 70m. máx.
- Tube Ø 32 x 1,5mm

"V" IN TRUSSES WITH PILLAR:

- Every 2,5mts.
- Tube Ø 32 x 1,5mm



SIDE SUPPORT:

- In all the front pillars.
- Squared 80 x 80 x 2 mm



OPTIONAL
For cultive
charges

VENT REINFORCEMENT:

- 2 Profiles & every 70m. máx.
- Tube Ø 32 x 1,5mm

