




J. Huete

Poligono Industrial Oeste • C/ Ecuador, Parc. 4/10 • Telf.: (+34) 968 807 368 • Fax: (+34) 968 807 533 • 30820 Alcantarilla • MURCIA • (España) • info@jhuete.com • www.jhuete.com

# JHEA-VI-960 MODEL



## AGRONOMICAL CHARACTERISTICS

The **JHEA-VI-960** model has been designed for floriculture and nurseries.

FLORICULTURE



NURSERY



CULTURES



## TECHNICAL CHARACTERISTICS

## D I M E N S I O N S

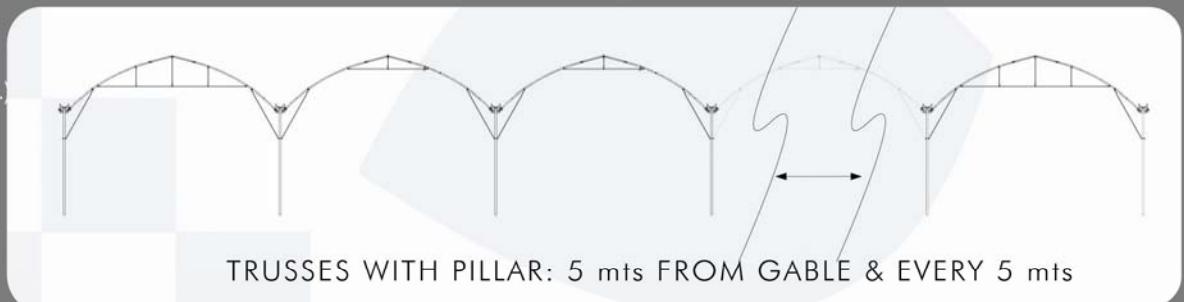
- Greenhouse width: Standard bay 9,6m wide.
- Greenhouse length: According to inside pillars.
- Space between lateral pillars: 2,5 m
- Space between inside pillars: 5 m
- Gutter height (metre): 4,00 - 4,50 m
- Ridge height (max. height in metres): 6,55 - 7,05 m

DIMENSIONS



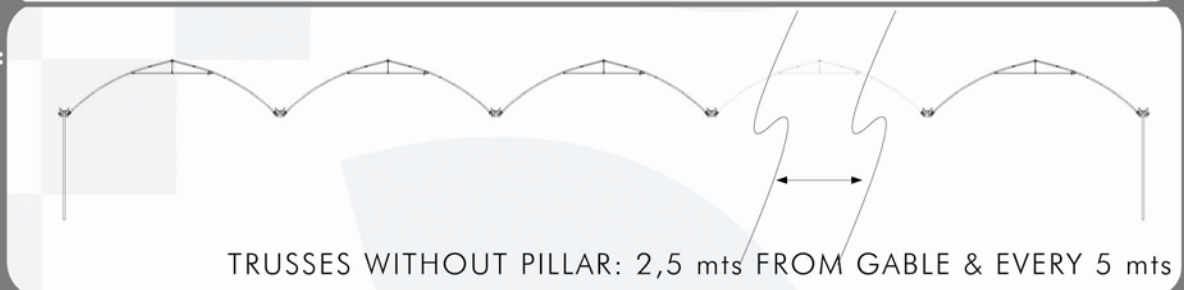
## TRUSSES ARRANGEMENT

**TRUSSES WITH PILLAR:**  
(5 mts. from gable & every 5 mts.)



TRUSSES WITH PILLAR: 5 mts FROM GABLE & EVERY 5 mts

**TRUSSES WITHOUT PILLAR:**  
(2,5 mts. from gable & every 5 mts.)



TRUSSES WITHOUT PILLAR: 2,5 mts FROM GABLE & EVERY 5 mts

## VENTILACIÓN



**ENROLLABLE**  
1 m - 4 m



**GUILLOTINE**  
1 m - 1,45m

### LATERAL

**SUPERZENITH**  
2 m



**BATTERFLY**  
2 + 2 m




### SUPERZENITH

## PROFILES



**PROFILE H :**

- Plastic fixing
- Thickness: 1,5 mm
- Galvanized: Z-275



**PROFILE C:**

- Plastic fixing.
- Thickness: 1,5 mm
- Galvanized: Z-275




**CAPITAL :**

- Post-arch join.
- Gutter and condensatin gutter support.
- Thickness: 2 mm
- Galvanized: Z-275



**GUTTER:**

- Development 458 mm.
- Thickness: 2mm.
- N° of fold: 13.
- Galvanized : Z-450



**PILLAR 40 X 80:**

The centrals & windbreak pillars are squared section 40x80mm

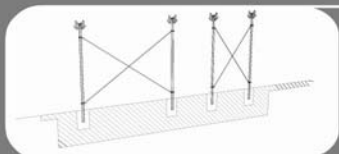
## TRANSVERSAL REINFORCEMENT



**CAPITAL REINFORCEMENT:**

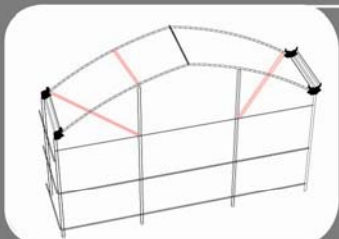
- Laterals:
  - Each 5mts.
  - Tube  $\varnothing 32 \times 1,5\text{mm}$
- Centrals:
  - Each 5mts.
  - Tube  $\varnothing 32 \times 1,5\text{mm}$

## LONGITUDE REINFORCEMENT



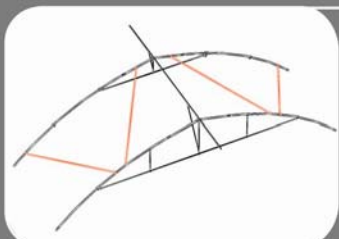
**ST. ANDREW MIDDLE CROSS REINFORCEMENT:**

- Inside: 5m.
- Outside: 2,5m.



**GABLE REINFORCEMENT:**

- 3 Profiles per chapell & gable.
- Tube  $\varnothing 45 \times 1,5\text{mm}$

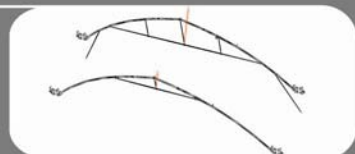


**TRUSSES REINFORCEMENT:**

- 4 Profiles & every 70m. máx.
- Tube  $\varnothing 32 \times 1,5\text{mm}$

**V<sup>W</sup> IN TRUSSES WITH PILLAR:**

- Every 2,5mts.
- Tube  $\varnothing 32 \times 1,5\text{mm}$



**SIDE SUPPORT:**

- In all the fronts pillars.
- Squared 80 x 80 x 2 mm



OPCIONAL  
Para cargas  
de cultivo

**VENT REINFORCEMENT:**

- 2 Profiles & every 70m. máx.
- Tube  $\varnothing 32 \times 1,5\text{mm}$

