



J. Huete

Polígono Industrial Oeste • C/ Ecuador, Parc. 4/10 • Telf.: (+34) 968 807 368 • Fax: (+34) 968 807 533 • 30820 Alcantarilla • MURCIA • (España) • info@jhuete.com • www.jhuete.com

JHTK-S-960 MODEL



AGRONOMICAL CHARACTERISTICS

The model **JHTK-S-960** has been designed especially to be used in floriculture, nurseries and cultures supported for the structure.

FLOWERS



NURSERY



CUCUMBER



PEPPER



TOMATO



CULTURES

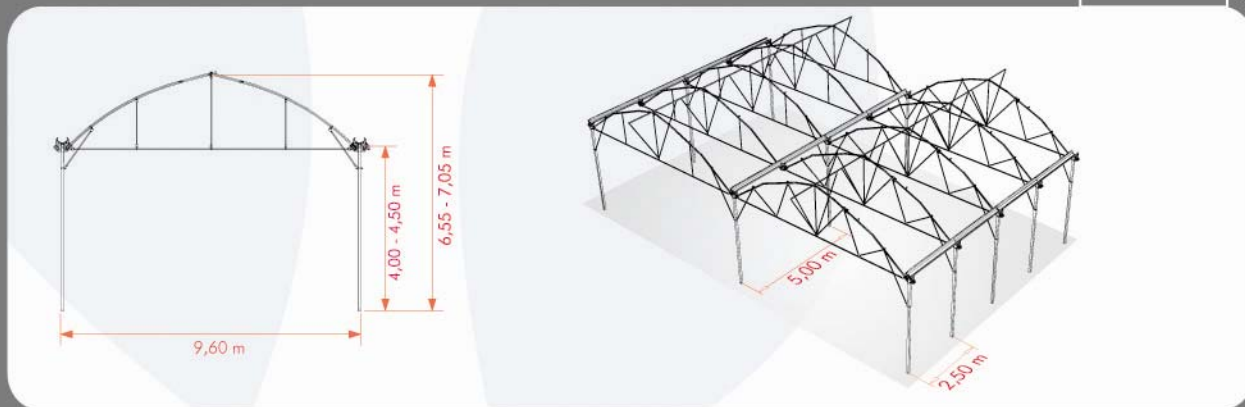


TECHNICAL CHARACTERISTICS

D I M E N S I O N S

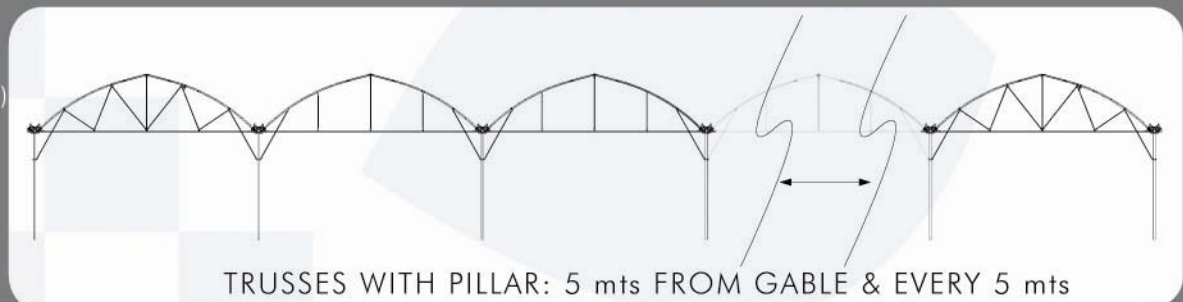
- Greenhouse width: Standard bay 9,6m wide.
- Greenhouse length: According to inside pillars.
- Space between lateral pillars: 2,5 m
- Space between inside pillars: 5 m
- Gutter height (metre): 4,00 - 4,50 m
- Ridge height (max. height in metres): 6,55 - 7,05 m

D I M E N S I O N S



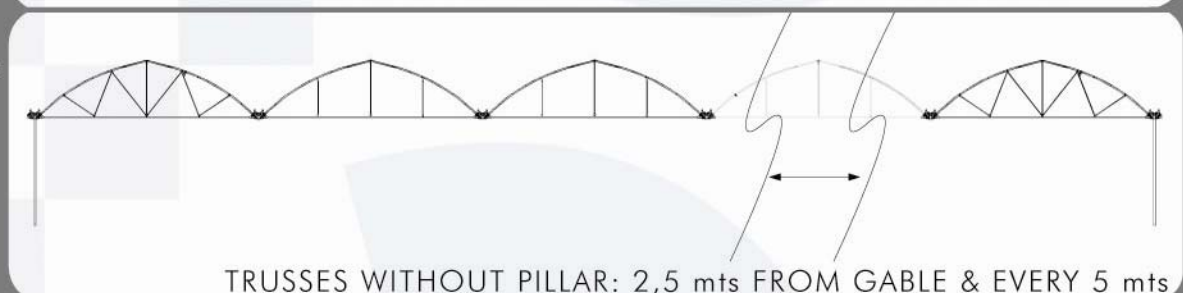
T R U S S E S A R R A N G E M E N T

TRUSSES WITH PILLAR:
(5 mts. from gable & every 5 mts.)



TRUSSES WITH PILLAR: 5 mts FROM GABLE & EVERY 5 mts

TRUSSES WITHOUT PILLAR:
(2,5 mts. from gable & every 5 mts.)



TRUSSES WITHOUT PILLAR: 2,5 mts FROM GABLE & EVERY 5 mts

VENTILATION SYSTEM



ROLL VENT
1 m - 4 m

SUPERZENITH
2 m



GUILLOTINE
1 m - 1,45m


BUTTERFLY
2 + 2 m



LATERAL

SUPERZENITH

PROFILES




PROFILE H :

- Plastic fixing
- Thickness: 1,5 mm
- Galvanized: Z-275



CAPITAL :

- Post-arch join.
- Gutter and condensation gutter support.
- Thickness: 2 mm
- Galvanized: Z-275




PROFILE C:

- Plastic fixing.
- Thickness: 1,5 mm
- Galvanized: Z-275

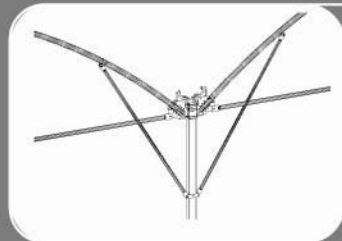


GUTTER :

- Development 458 mm.
- Thickness: 2mm.
- N° of fold: 13.
- Galvanized: Z-450



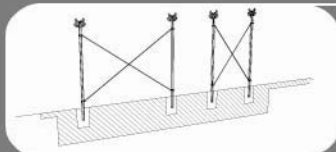
REINFORCEMENT TRANSVERSAL



CAPITALS REINFORCEMENT:

- Lateral:
 - Each 2,5mts.
 - Tube $\varnothing 32 \times 1,5\text{mm}$
- Centrals:
 - Each 5mts.
 - Tube $\varnothing 32 \times 1,5\text{mm}$

LONGITUDE REINFORCEMENT

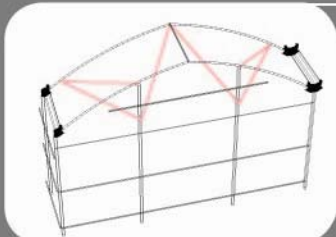
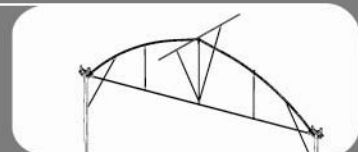


ST. ANDREW MIDDLE CROSS REINFORCEMENT:

- Inside: 5m.
- Outside: 2,5m.

"V" IN TRUSSES WITH PILLAR:

- Every 5mts.
- Tube $\varnothing 32 \times 1,5\text{mm}$

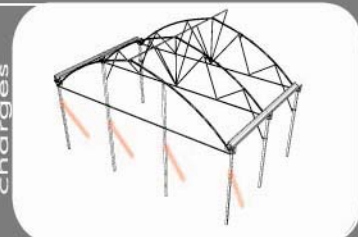


GABLE REINFORCEMENT:

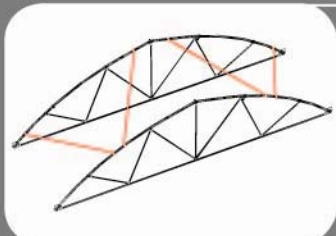
- 6 Profiles per chapel & gable.
- Tube $\varnothing 45 \times 1,5\text{mm}$

SIDE SUPPORT:

- In all the front pillars.
- Squared $80 \times 80 \times 2 \text{ mm}$



OPTIONAL
For cultive
charges



TRUSSES REINFORCEMENT:

- 4 Profiles each 70m. máx.
- Tube $\varnothing 32 \times 1,5\text{mm}$

VENT REINFORCEMENT:

- 2 Profiles each 70m. máx.
- Tube $\varnothing 32 \times 1,5\text{mm}$

